

Building visions for the Future of Jerusalem: A Bottom Up Approach

ONE CITY TWO REALITIES: JERUSALEM 2018 PUBLIC OPINION SURVEY

Israeli and Palestinian social and political attitudes about their
city life and the future of Jerusalem



Prof. Dan Miodownik

Mr. Noam Brenner

**Leonard Davis Institute of International Relations
Israel-Palestine Creative Regional Initiatives (IPCRI)
Funded by the European Union Peace-building Initiative**

The Hebrew University of Jerusalem

April 2018

TABLE OF CONTENTS

Abstract	1
The Sample	2
Satisfaction from life	6
Life in Jerusalem	10
Life in My neighborhood	13
Community Leadership	16
Local Communication	18
Violence in the Neighborhood	19
The Future of Jerusalem	20
Municipal Elections	22

Building visions for the Future of Jerusalem: A Bottom Up Approach

Abstract

What, Why and How?

This public opinion survey covers different issues of life in Jerusalem of its Israeli and Palestinian residents. It surveys their expressions about local needs, who they view as their local leadership, their social attitudes and ways of communication. It also explores perceptions of violence, life satisfaction and also questions about the future of Jerusalem and municipal elections.

This survey is a part of a larger peacebuilding initiative in Jerusalem called “Building Visions for the Future of Jerusalem: A Bottom-Up Approach”. As such, the survey is one of a few ways to collect and give voice to the residents’ needs and perceptions regarding their life in Jerusalem. Its final objectives are to better understand the foundations for cooperation between the two populations in this contested city, in order to assist in improving their well-being.

The survey was conducted differently in each part of the city. In East Jerusalem, respondents (N=612) were interviewed face-to-face by PCPO, an experienced Palestinian survey firm under the supervision of Dr. Nabil Kukali. In West Jerusalem, respondents (N=596) were recruited by “I-panel” and “Midgam”, two of Israel’s largest opt-in internet survey firms. The Surveys were fielded, and responses were collected during January 2018. We are confident that these two-different means of data gathering, which is made necessary by the political reality on the ground, are nonetheless commensurate and comparable.

The Sample (PAL = Palestinians ISR=Israelis)

Gender				
	Male	Female	Other	Total
PAL	49%	51%	0%	100%
ISR	50.5%	49.2%	0.3%	100%

Age							
	0 - 18	19 - 28	29 - 38	39 - 48	49 - 58	59+	Total
PAL	2.3%	17%	25.3%	27.6%	17.6%	10.1%	100%
ISR	2.1%	26.8%	23.4%	19.1%	14.6%	14%	100%

Educational level				
	Elementary and below	Secondary	Above Secondary	Total
PAL	26.5%	42%	28.3%	100%
ISR	6.3%	27.9%	65.8%	100%

Which of the following religious groups you belong to?					
	Muslim	Christian	Jewish	Other	Total
PAL	95.3%	4.7%	0%	0%	100%
ISR	0.2%	0%	99.3%	0.5%	100%

How would you define your level religiosity?					
	Secular	Conservative	Religious		Total
PAL	35.6%	56.9%	7.5%		100%
	Secular	Traditional	National religious	Ultra Orthodox	Total
ISR	31.7%	18.2%	28.3%	21.2%	100%

Building visions for the Future of Jerusalem: A Bottom Up Approach



Income								
	Less than 2.5k NIS	2.5k-5k	5k-7.5k	7.5k-10k	10k – 12.5k	12.5k – 15k	15k+	Total
PAL	1.3%	25.2%	37.7%	28.6%	6.9%	0.3%	0%	100%
ISR	10.3%	18.1%	24.7%	22.3%	11.3%	9%	4.4%	100%

Were you born in Jerusalem?				Marital status				
	Yes	No	Total		Married	Single, never married	Divorced	Widowed
PAL	89.7%	10.3%	100%	PAL	71.9%	21.2%	2.6%	4.2%
ISR	60%	40%	100%	ISR	57.1%	32.6%	8.5%	1.4%

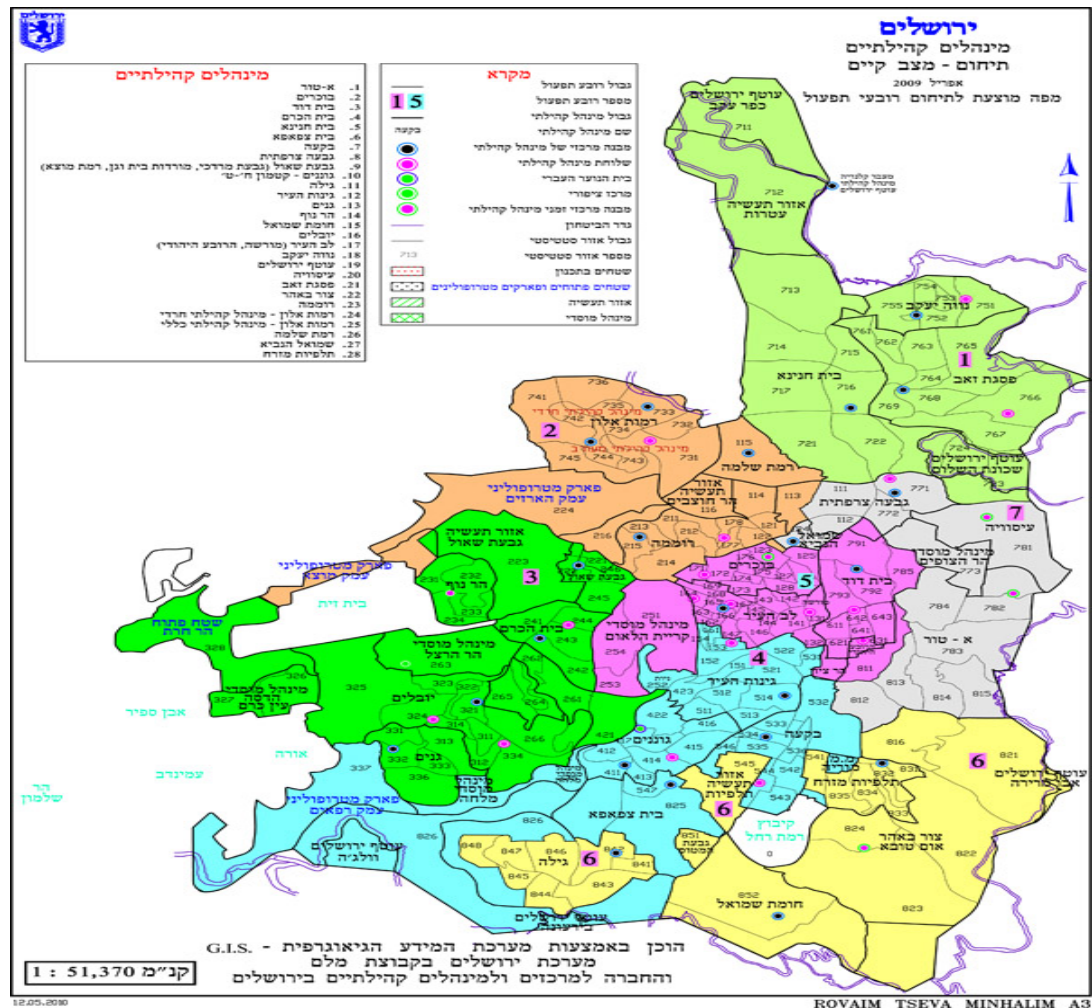
For how long have you been living in this neighborhood?					
	I was born in the neighborhood	I moved to the neighborhood as a child	I moved to the neighborhood as a teenager	I moved to the neighborhood as an adult	Total
PAL	56.5%	10.6%	10.5%	22.4%	100%
ISR	14.2%	9.9%	7.7%	68.2%	100%

How long has your family been living in the neighborhood? (N= 346 in East J., N=86 in West J.)				
	My parents moved to the neighborhood	My grandparents or their parents moved to the neighborhood	We have been living in the neighborhood for generations	Total
PAL	28.6%	49.4%	22%	100%
ISR	81.4%	12.8%	5.8%	100%

Which Neighborhood you live in?

East Jerusalem		West Jerusalem			
Kafr 'Aqb, Atarot	4%	Neve Yaaqov	2%	Kiryat Hayovel	5%
Bet Hanina	12%	Pisgat Zeev	10%	Talbiya	0%
Shu'afat	9%	Ramat Shlomo	2%	Baqa, Abu Tor, Yemin Moshe	2%
Shu'afat - refugee camp	4%	Ramot	6%	Talpiot, Arnona, Makor Haim	4%
New Anata	2%	Har Hotzvim, Sanhedria, Tel Arza	1%	East Talpiot/Armon Hanatziv	4%
Isawiyya	4%	Ramat Eshkol, Givat Hamivtar	1%	Har Homa	7%
At-Tur, Mount of Olives	8%	French Hil	2%	Gilo	8%
Wadi Al-Joz, Sheikh Jarrah	7%	Musrara, Mamila	1%	Beit Hakerem/Yefe Nof/Ramat BH	7%
Bab A-Zahara, Mas'udiya	1%	Mea Shearim, Geula	3%	Kiryat Moshe	3%
Old City - Moslem Quarter	12%	Mekor Baruch, Zichron Moshe	1%	Kiryat Menahem, Ir Ganim	2%
Old City - Armenian Quarter	1%	City Center	1%	Givat Masua	1%
Old City - Christian Quarter	2%	Nahlaot, Zichronot	2%	Malha	1%
Silwan	6%	Rehavya	1%	Katamonim	5%
Abu Tor	5%	Romema	3%	San Simon	2%
Ras Al-'Amud	7%	Givat Shaul	2%	Givat Mordechai	3%
Jabal Mukabar	7%	Har Nof	2%	Givat Havradim	1%
Sur Baher	5%	Givat Ram	1%	Old Katamon	2%
Um Tubba	1%	Bayit Vagan	2%	German Colony	1%
Bet Safafa	4%	Ramat Sharet, Ramat Denya	2%	OC Jewish Quarter	1%
Total	100%	Ein Kerem	1%	Total	100%

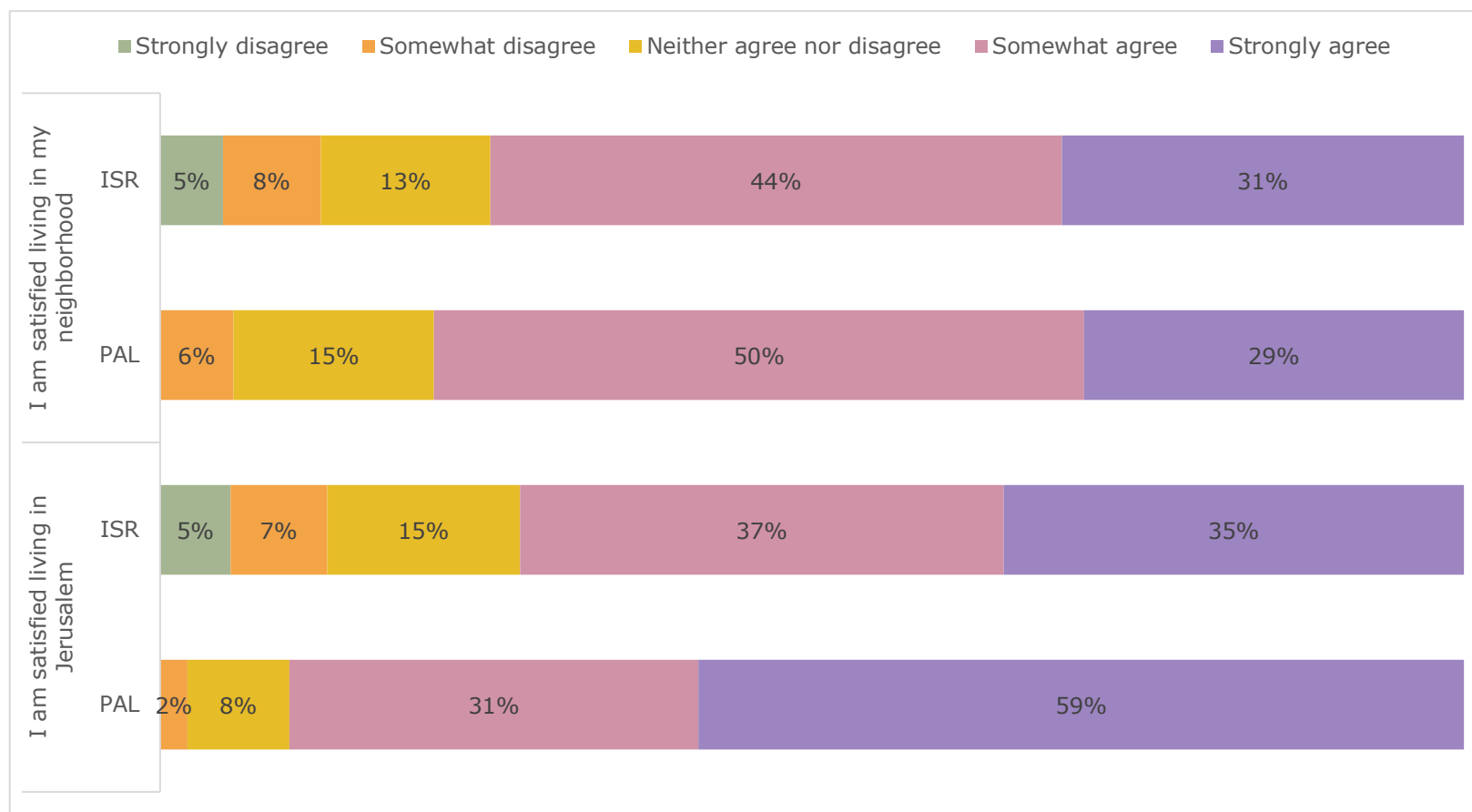
Map of Jerusalem



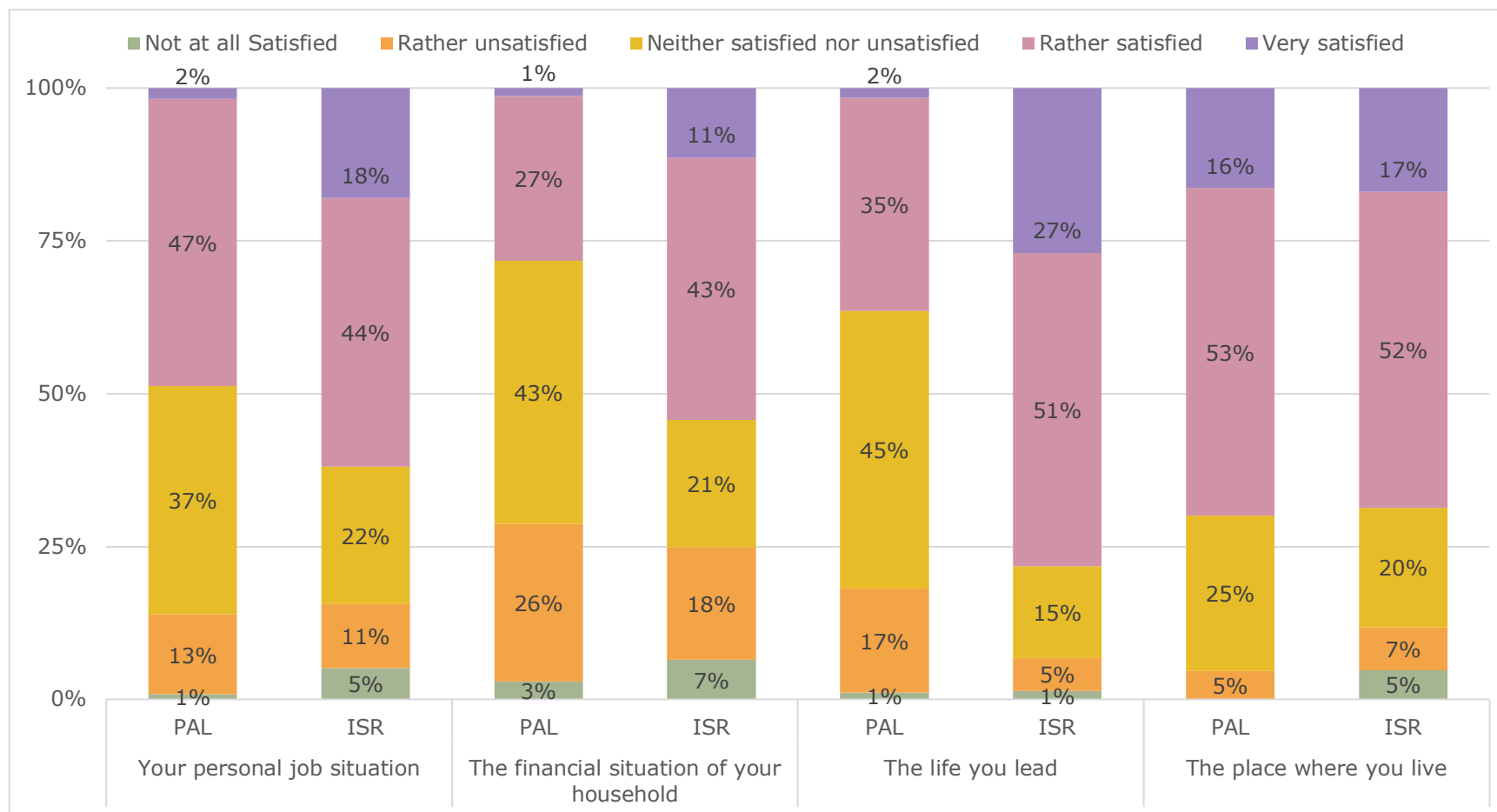
Jerusalem Municipality GIS Website

Satisfaction from Life

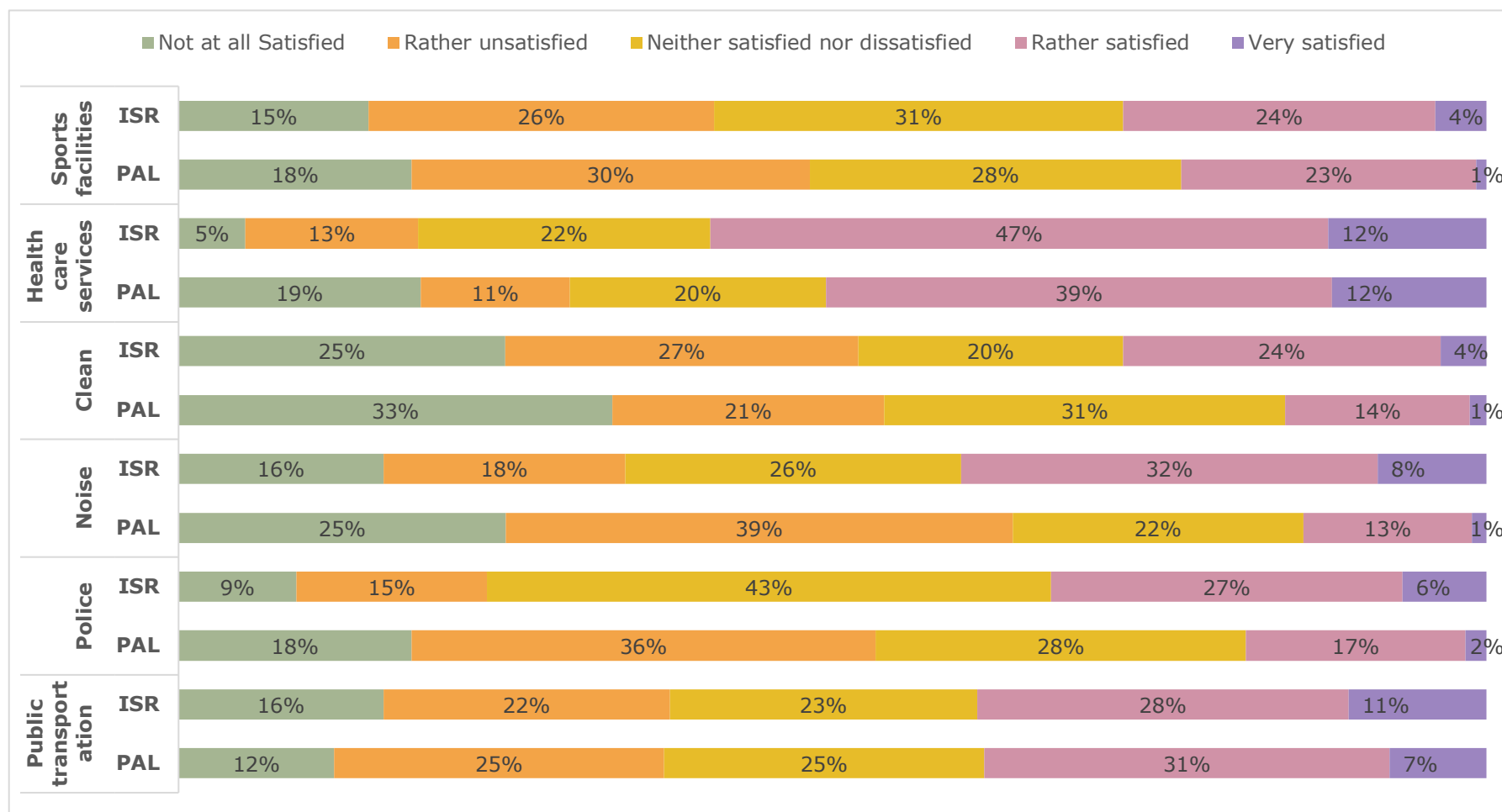
Please indicate if you strongly agree (5), somewhat agree, neither agree nor disagree, somewhat disagree, or strongly disagree (1) with each of these statements:



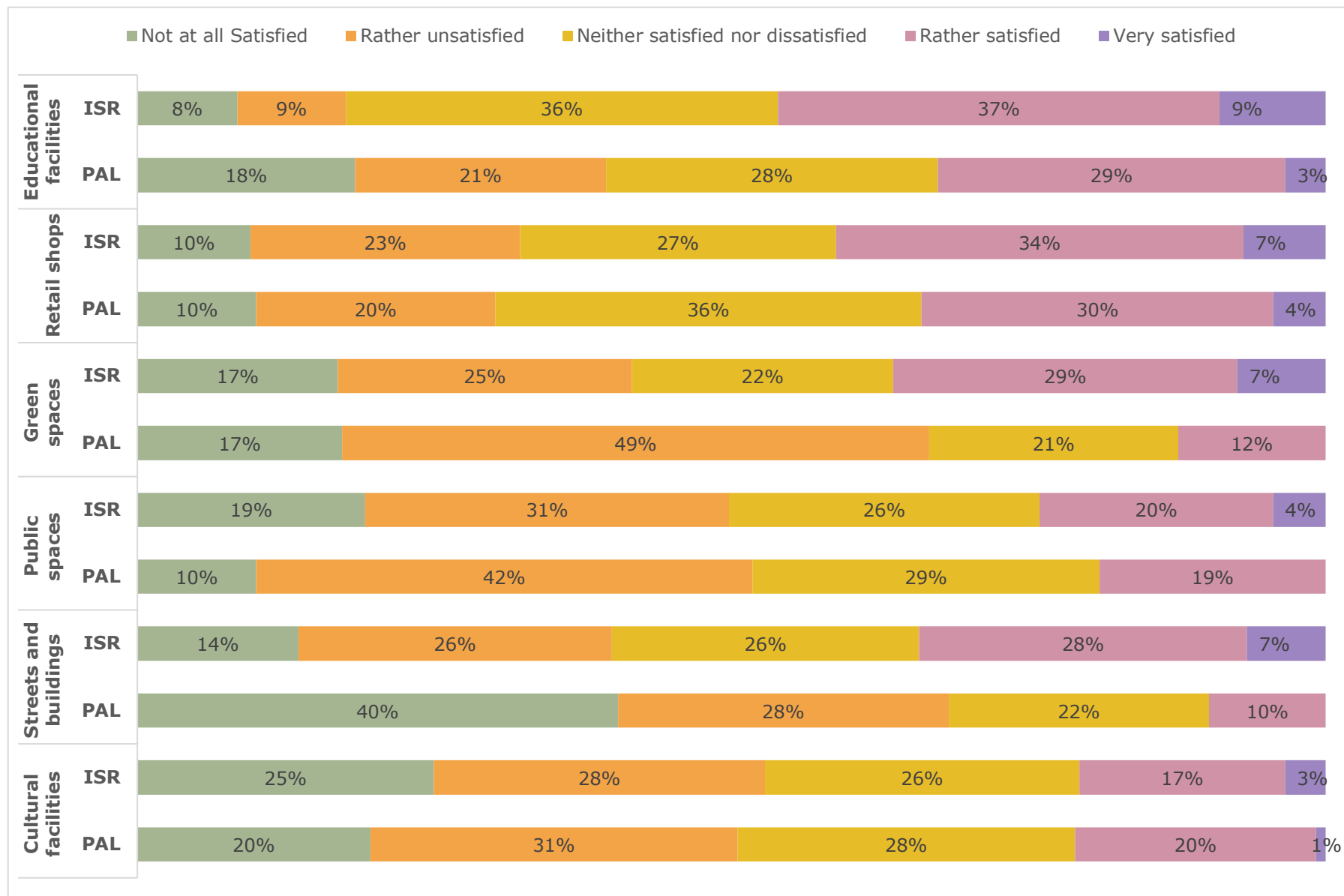
Thinking about yourself would you say that on the whole, are you very satisfied, fairly satisfied, neither satisfied nor unsatisfied, not very satisfied or not at all satisfied with ...?



Thinking about the infrastructure of your neighborhood, please tell me if you are in general very satisfied (=5), rather satisfied, neither satisfied nor unsatisfied, rather unsatisfied or not at all satisfied with the following:

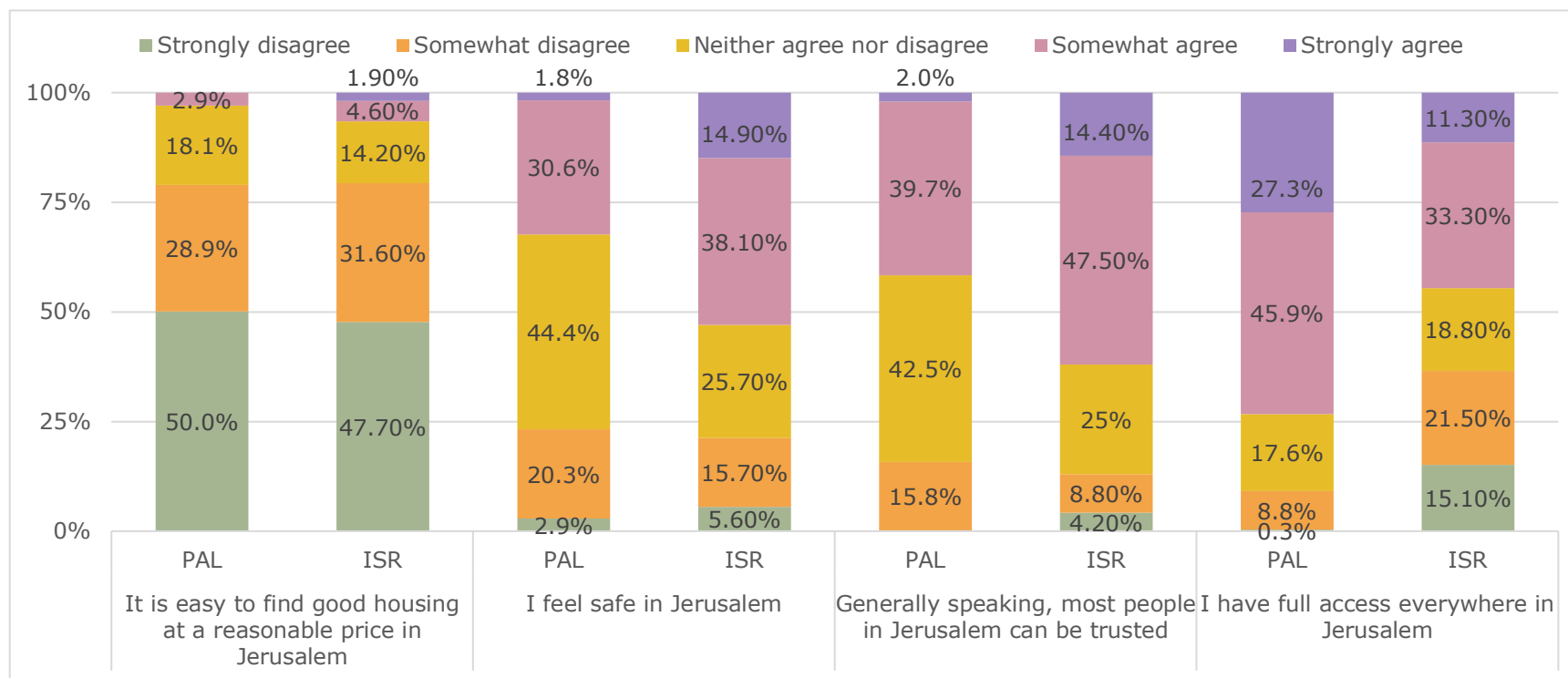


Building visions for the Future of Jerusalem: A Bottom Up Approach

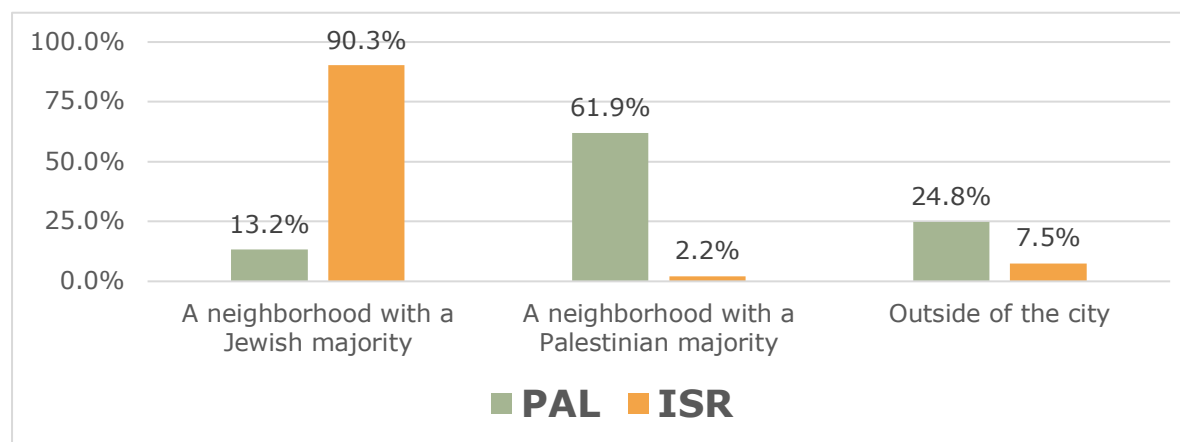


Life in Jerusalem

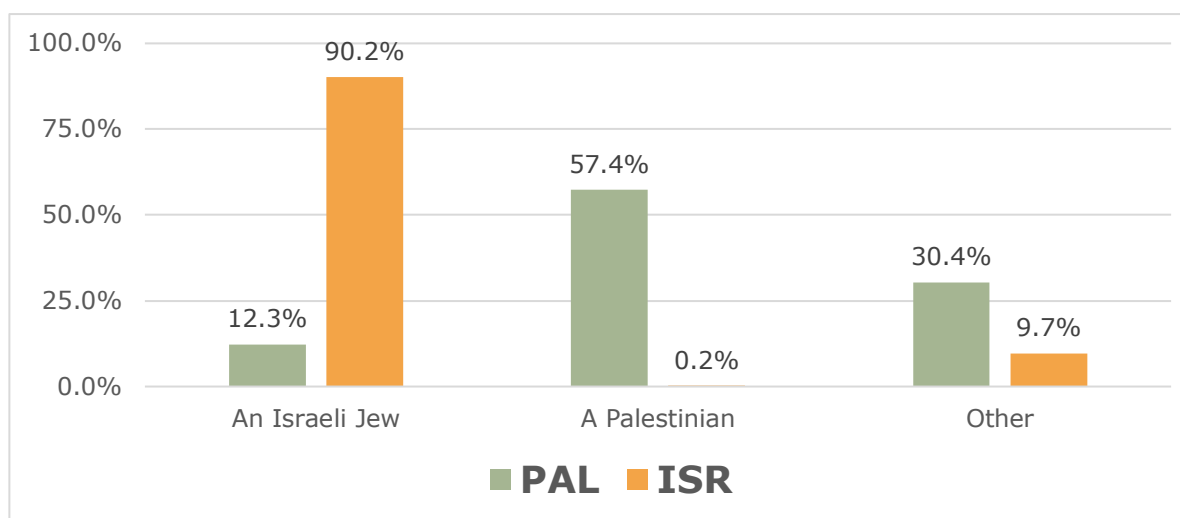
I will read you a few statements about the city of Jerusalem generally (not your neighborhood). Please tell me whether you strongly agree, somewhat agree, neither agree nor disagree, somewhat disagree or strongly disagree with each of these statements:



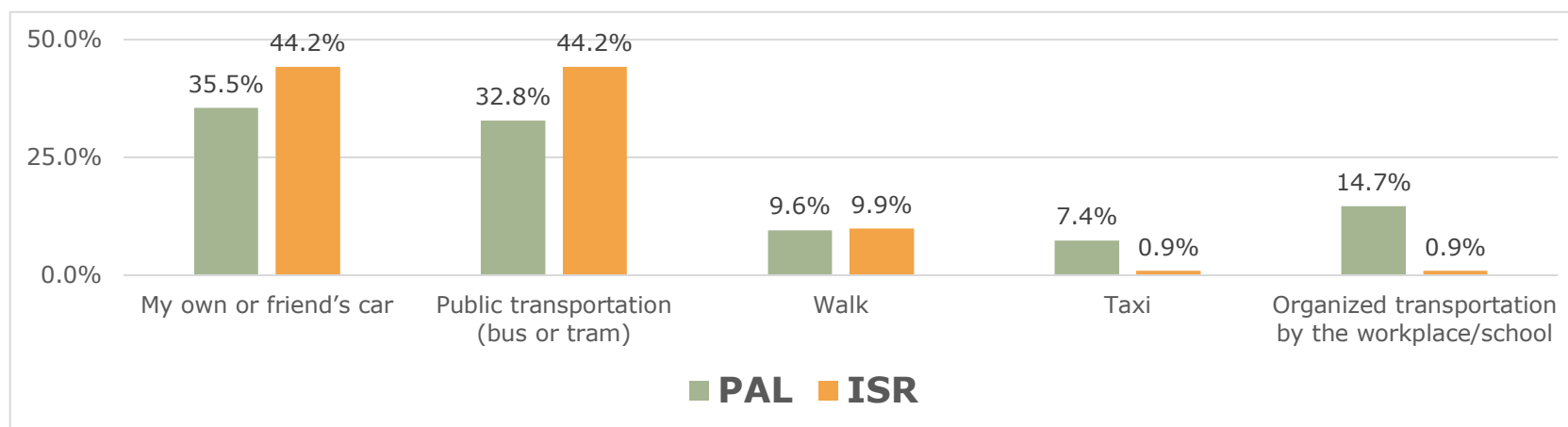
Where is your workplace located (for students: where do you study)?



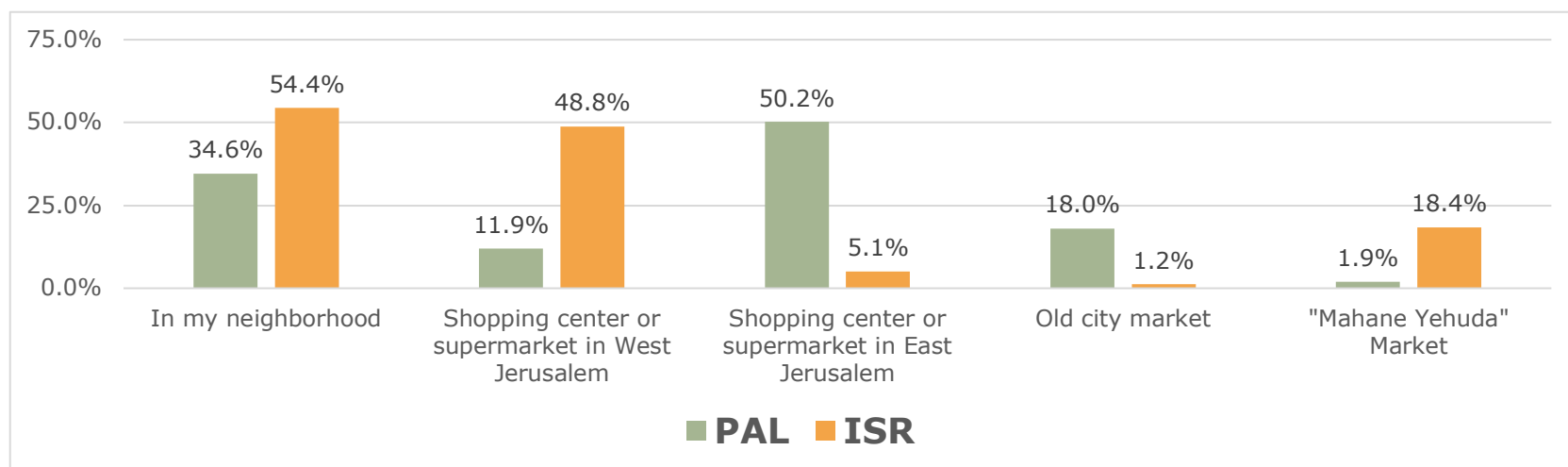
My employer is...



Which of the following means of transportation you mostly use to get to your workplace (or school)?

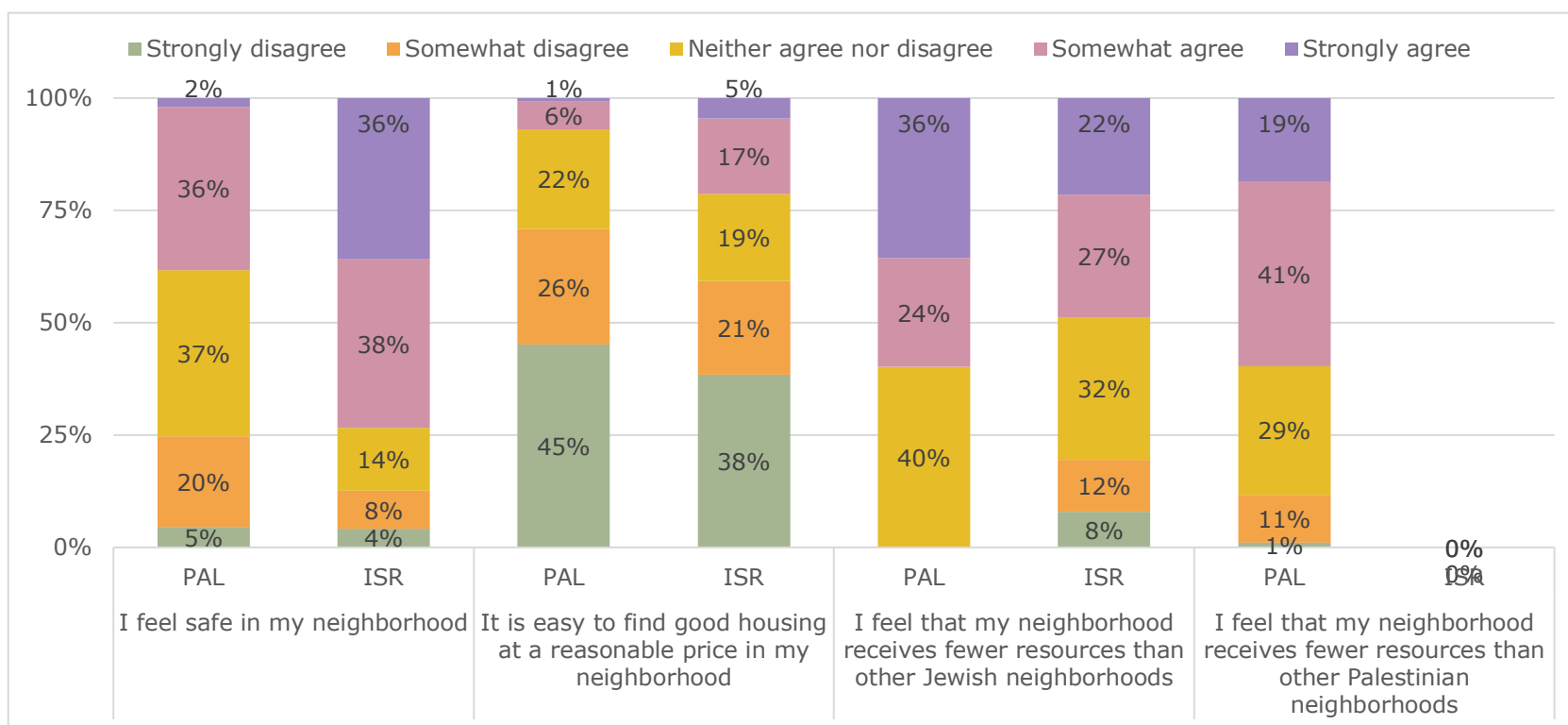


Where do you usually make your weekly shopping? (check all that apply) (% of YES answers for each option)

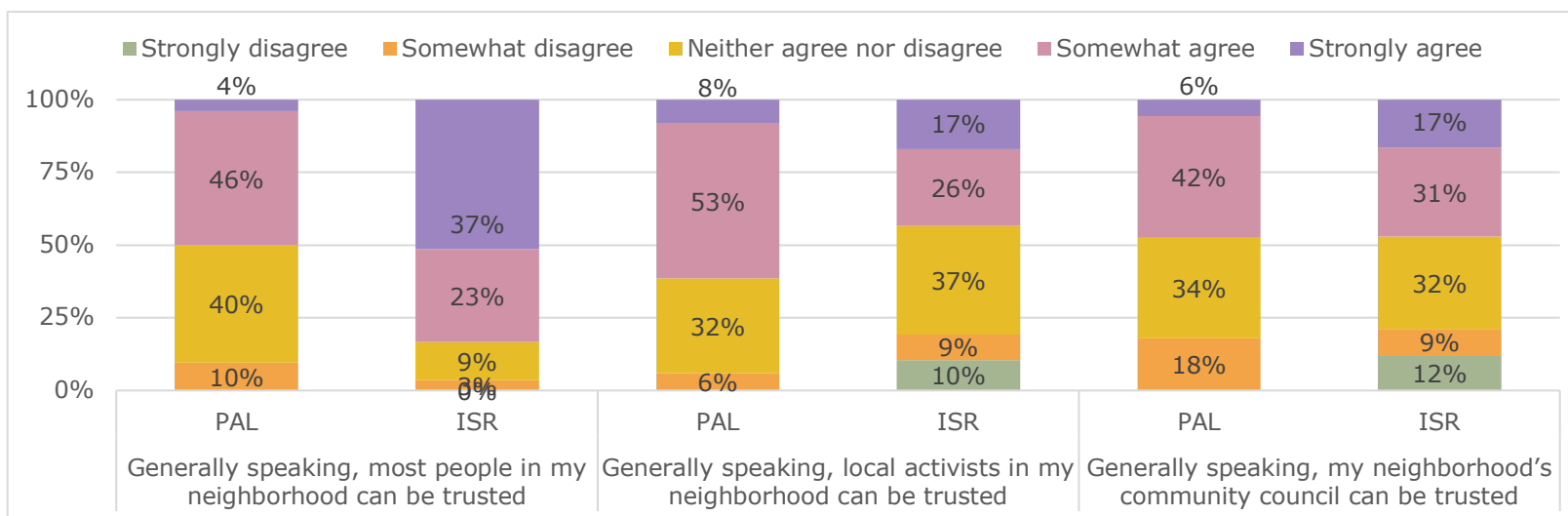
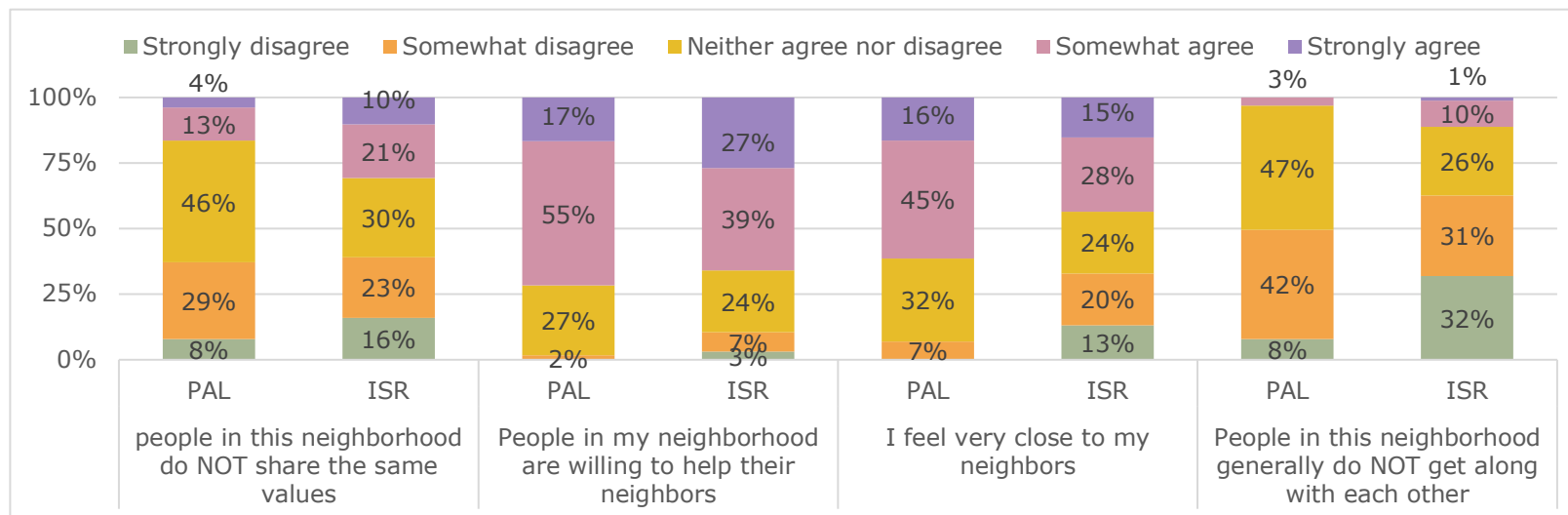


Life in My Neighborhood

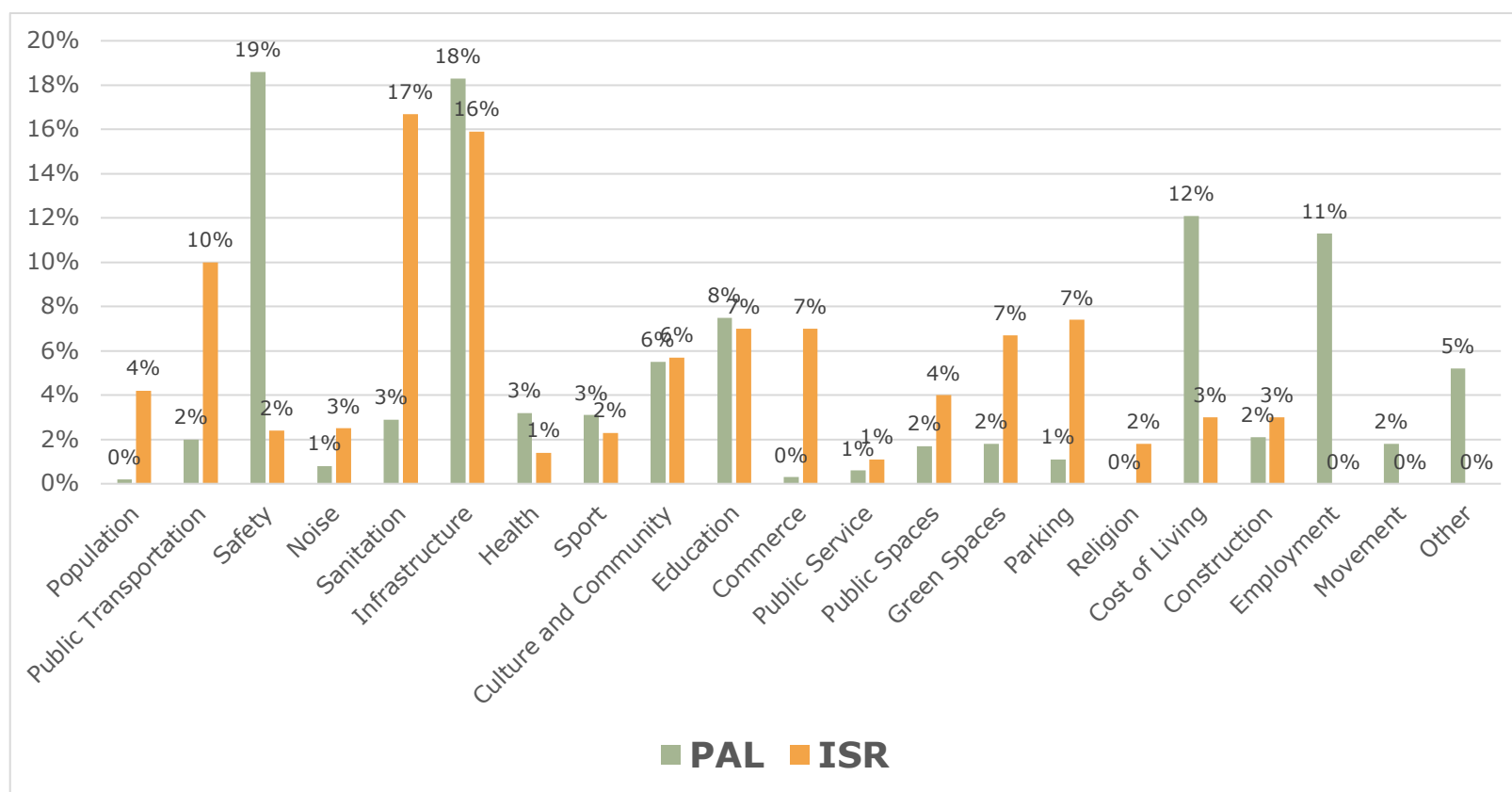
I would like to ask you a few questions about your neighborhood. Please indicate if you strongly agree (5), somewhat agree, neither agree nor disagree, somewhat disagree or strongly disagree (1) with each of these statements:



Building visions for the Future of Jerusalem: A Bottom Up Approach

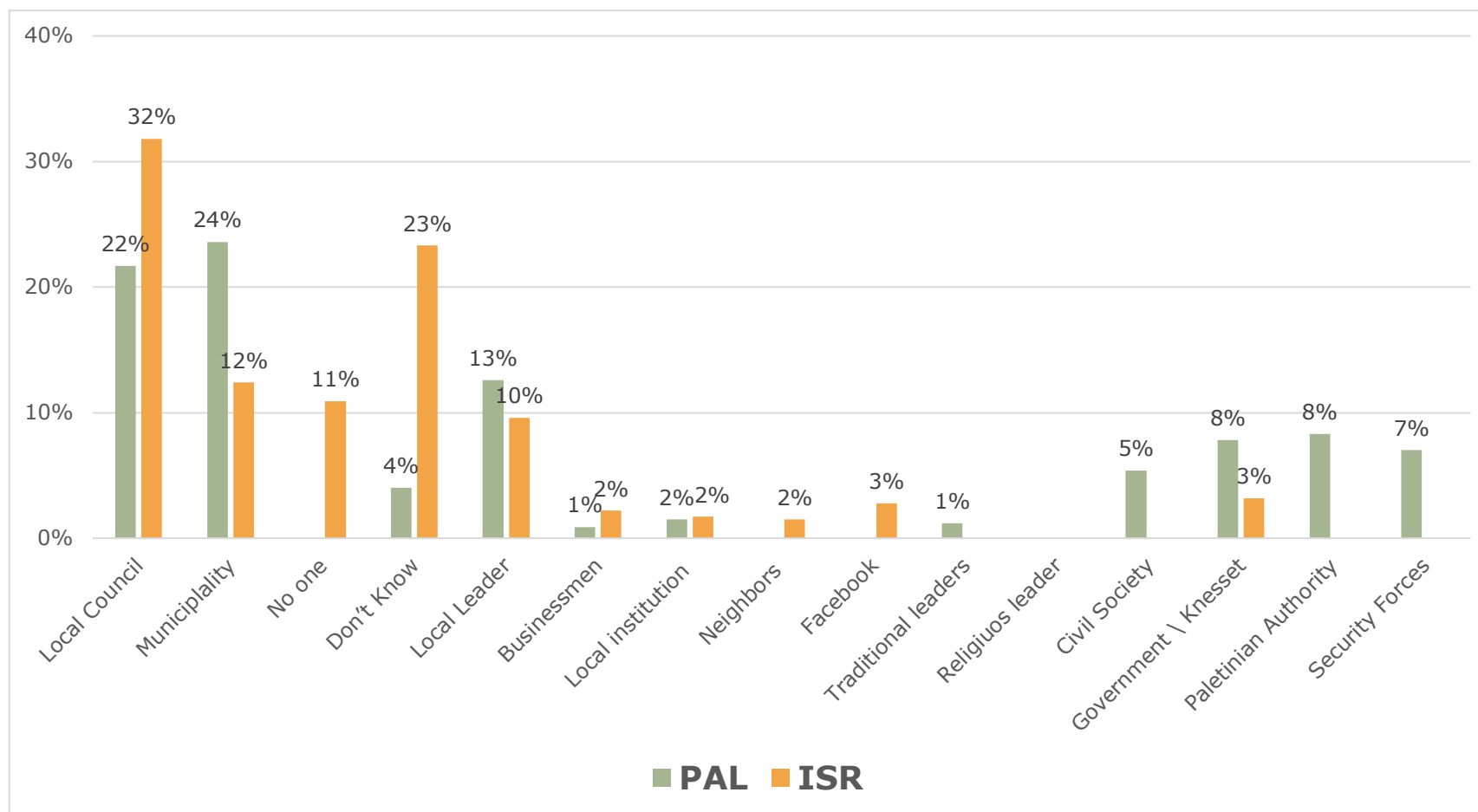


Please tell me in a few words or sentences WHAT would you like to improve in your neighborhood? (% within coded open answers)

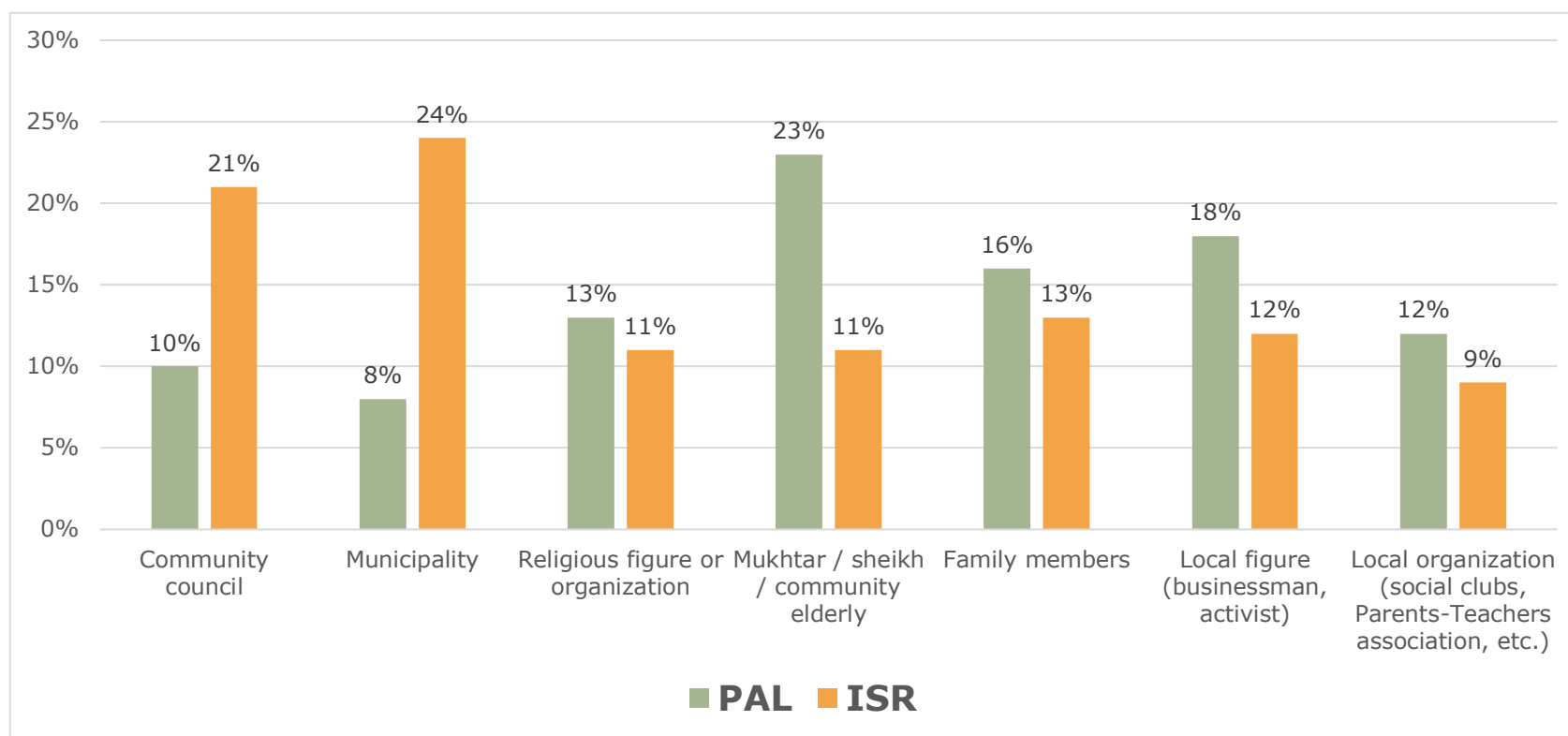


Community Leadership

WHO in your neighborhood you could approach to help you promote the issue (The issue is the answers from the question above [p.15])?

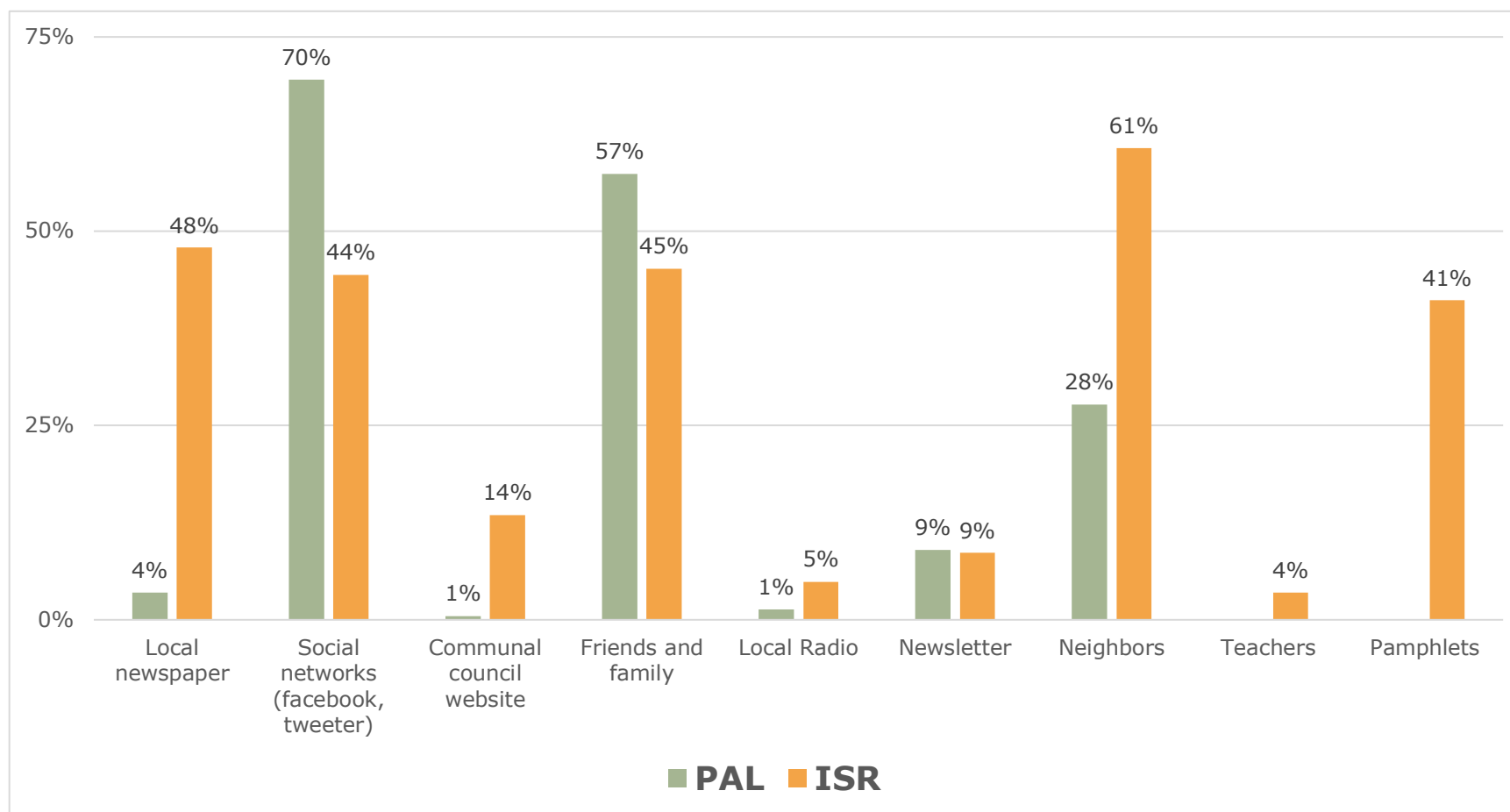


Think about the relationships with people in your neighborhood. We know that sometimes relationships can evolve into conflicts (e.g dispute over land, resources or something else). Please rank the three actors that you would approach to handle a conflict you may have with your neighbors? (1 = your first choice 2 = second choice, 3 = third choice). If specific actor not relevant in the neighborhood, please indicate N/A



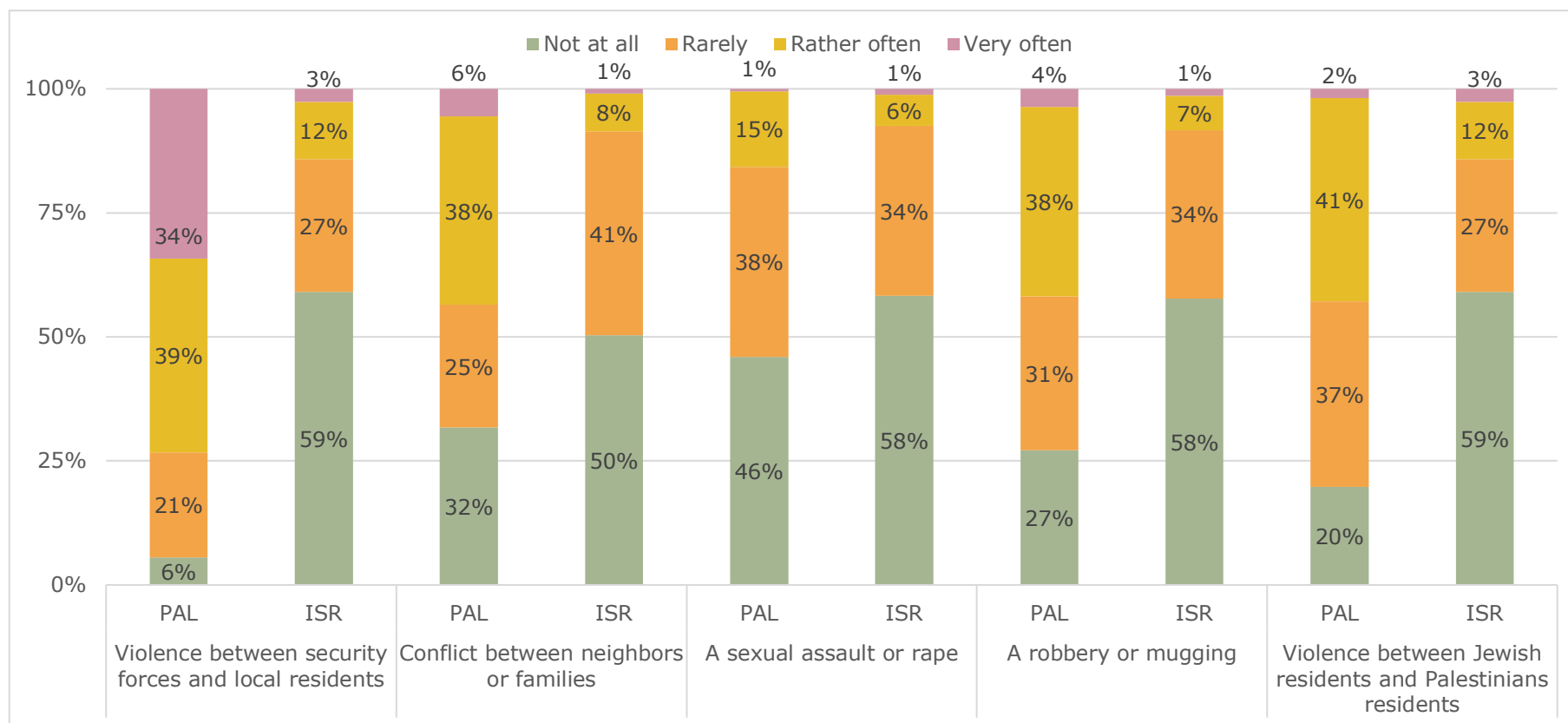
Local Communication

Where do you currently get your news about community news? (fill all that are relevant)



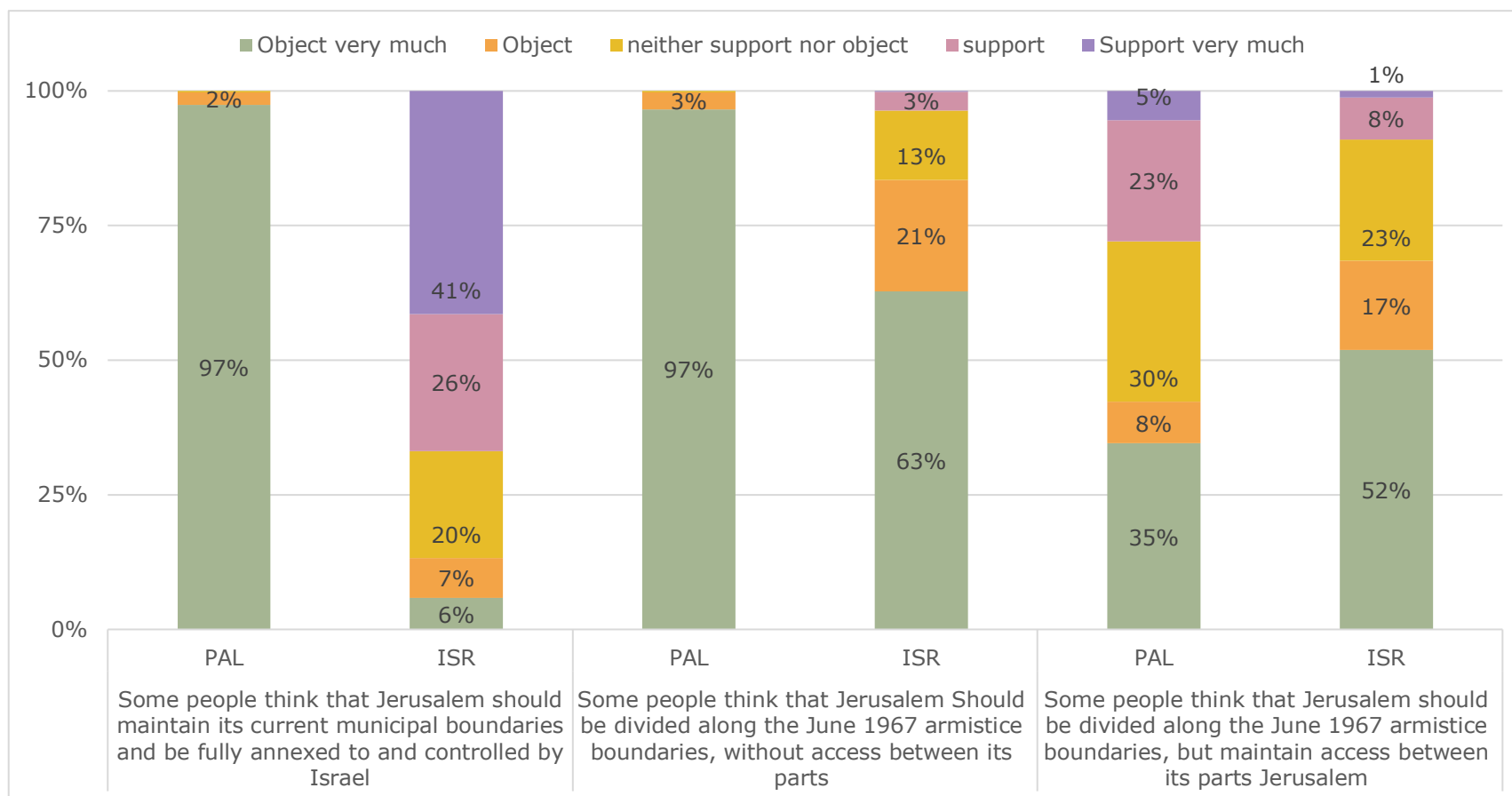
Violence in The Neighborhood

As you know, tensions in Jerusalem sometimes evolve into violence. How often have you observed or heard of the following incidents occurring in your neighborhood during the past 6 months?

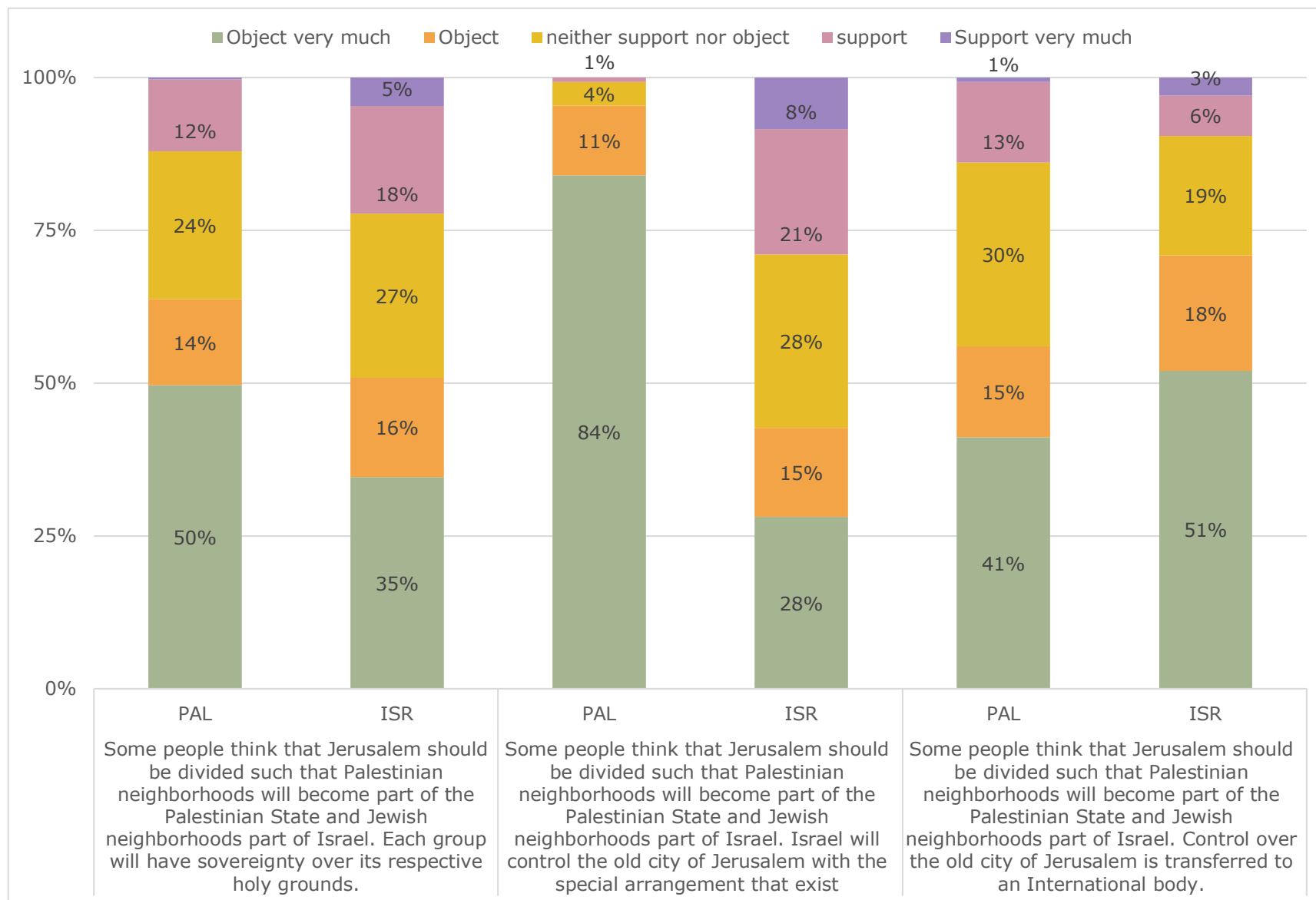


The Future of Jerusalem

Lastly, different people have different ideas about the future of Jerusalem. If the Israelis and Palestinians will reach an agreement, please mark if you support or object each of the following scenarios.



Building visions for the Future of Jerusalem: A Bottom Up Approach



Municipal Elections

Some people claim that the Palestinian residents of Jerusalem should vote to their own representatives in the municipal elections in order to promote their interests. Do you object or support this claim?

